

# CHANNEL CHATTER

Published each April - August - December

The HF Radio Communications Network for ...  
Remote Area Travelling by Land or Sea

## *Austravel Safety Net Inc.*

### VMD750



## HF Radio Network



#### DISCLAIMER

The opinions and information contained within this newsletter are provided in good faith and whilst Austravel SafetyNet Inc. has taken all care in the preparation of the material provided, Austravel SafetyNet Inc. does not accept legal liability or responsibility related to articles placed by its members.

### *News & Information For Austravel Members*

## December 2022 EDITION



- Presidents Report
- Narrogin AGM Photos
- Penong AGM Photos
- The Exodus by Gayle Keally
- Specification Is Critical
- Touring Australia By Land - Jeanne 7245
- Roustabouts State Rally 2024
- UHF Radio—Basics
- BBQ's Are you Insured?
- Cooee Call
- UHF CB Radio Basics
- Penong Base Installation
- Sked Operators Wanted
- Don't Forget About Our Skeds
- Welcome New Members
- How To Contact Me (sheet)

#### **Austravel SafetyNet Inc. Committee**

Kim Rhodes	President	7880
Peter Schrader	Vice President	2513
Rick Shea	Secretary	3097
Peter Hackett	Treasurer	5584
Bob Carne	Committee 1	1750
Roy Watkins	Committee 2	6001
Michael Henderson	Committee 3	6041


#### **Committee Support Roles**

<b>Channel Chatter Editor</b>	John Hall	6014	<b>Social Media</b>	Pim Cahill	7255
<b>Sked Coordinator (east)</b>	Ken Fischer	9618	<b>IT Support</b>	Andrew Griffin	4053
<b>Sked Coordinator (west)</b>	Terry Clinch	1928	<b>IT Support</b>	Peter Schrader	2513
<b>Technical Support Officer</b>	Colin Ingham	6355	<b>Web Master</b>	Joe Rubio	5759



Obviously the hot topic is Penong and perhaps to a lesser extent, Christmas.

Yes Penong is finished, online and available for usage with all Austravel Telcall+ features. It does appear in your Out-n-About app under **Radio base Stations**, where like the other

bases it shows availability with a  and the channels each base scans. i.e (Penong 1,2,4,7) The project went to plan with a good mix of skill sets showing up with the volunteers attending. I wish to thank them all and the ladies that brought them to Penong. Committee member Bob (1750) has written a more extensive description of the installation and listed the workers so I won't double up on that. Never the less, my personal thanks to all the Austravel members for their efforts to make Penong Base (5199) a reality. From the beginning planning, site surveys and onsite installation thank you to all.

Next magazine I will write up what constitutes an Austravel Base . It maybe of interest to some people. For now though as a brief overview Penong has all the features the same as every one of our bases with the added advantage of a very quiet receive site as there is no mains power in or near the building. This site like Mareeba is fully solar powered with a 12 volt DC system. The low noise level allows the base to hear your HF signal easily. The base is not intended to cover all of Australia. Hence the channel selection which should provide good coverage in the 1000km radius without creating congestion to our other bases. Why do we need Penong? I will cover all that in the next magazine as well.

Membership renewal and payment:-

We have reached the end of another year of membership with renewals sent out and many payments received. Like other years, please consider maintaining your membership even if you are not travelling for a while. Your money keeps the wheels turning to pay ACMA licenses, insurance and allows the committee to plan for growth and maintenance.

We are implementing a new accounting and invoicing system. It has a little bit of adjustment to go, but when you do make a payment please include your selcall number in the payment reference. Everything is linked to your selcall number and that is more important on a payment than name or invoice number and much better than no reference at all.





## Netwest's Electronic & Repair Center

### Services

- Transceiver's, Auto Tuner Repairs, Power Supplies & Codan Autotuner Antenna Repairs
- Commerical Electronic Devices Can Be Quoted.

**Contact Bruce or Colin Ingham**

Ph: 08 9225 5522

Mobile: 0418 376 541

41 Kensington St  
East Perth WA 6004





**NARROGIN  
AGM**





**PENONG  
AGM**





# THE EXODUS

Well one says to themselves what is it with all these caravans, camper trailers, motorhomes and other various forms of loaded trailers making an exodus to places north, clogging up the main roads booking out the caravan parks, 24 hour stops etc and are predominately the grey hair brigade colloquially known as the "Grey Nomads". This has become a general exodus here in Western Australia from May onwards for some years.

Having been in this brigade this past winter can say that I would rather be up there - cause I can - enjoying the beautiful days - occasional wind at times - and cooler nights than in the cold and wet south.

Our venture north this year is the fourth time to places way up the top of Western Australia. Past two years have said not going again and then find ourselves hankering for it and making bookings - just so we can enjoy the places we have grown to love again.

In our sojourns to fields both close and further away we have found the company we have experienced is the best. These are fellow travellers stopping for the night where ever that maybe. Always lots to talk about, where have you been what have you seen, where are you going and always ready to give a hand when where maybe a problem either personal or with the vehicle (which we encountered this year) and feeling in the short time with them that they have been friends for years. We then move on sometimes exchanging mobile nos and addresses with a promise of we must catch up but rarely do.

Of course this leads me to my next thing. The HF Radio and the sked, each day say "I must get on the sked today" and invariably are in the process of packing up in the morning or having "Happy Hour" in the arvo, with our new/old friends and once again I say to myself "heck I missed it again" and all I can say to the hard working sked operators - "my sincere apologies", don't know if it is the drinks that makes me forget, having a good time or else just the fact I have grey hair and forget lots. I must say though on this last trip I did manage to make three or four calls out although not enough - next year I will do better.

Did I say next year - oh yes we have already booked into one of our favourite places on the Dampier Peninsular - don't want to miss out that would be disastrous.

Cont...



In all that I must say though that we have made some nice acquaintances with people in a couple of the Communities in that area and will be looking forward to catching up with them again.

All in all our travels to areas both north and east have been a huge benefit to our knowledge of both places and everyday information. The biggest problem with all this is that the knowledge is going in and then having trouble recalling that important piece of information at a later date, as to who told us that where and when and twiggling what the crux of the information was.

Oh well so be it as long as we are enjoying ourselves - does it really matter.

At least we know we have a dedicated band of friendly HF sked operators there for us in case - and that is priceless. My thanks to you all for just being there.

Gayle Kealley 6064



Leading up to our recent AGM, Bob (1750) would buy me a beer if I completed the AGM & GM at Penong in under 1 hour, all in all our business was completed in 55 minutes and all I got was a shot glass of beer.

The moral of the story is if you are betting with Bob make sure you specify what size beer.





# Touring Australia By Land

Jeanne Socrates  
80-Year-Old Solo Sailor  
Numerous World Records  
Austravel Member and Sked Operator

Jeanne arrived in Australia in the February of 2020 just as Covid was starting to grip the world, not thinking a lot about it at the time as it wasn't that big of a thing. Well, as history will show it grew quite big in a short amount of time and before she knew it, she was fighting the clock to get to places before they were locked down. She managed to get through the SA/WA border 2 days after the lock down on the proviso that she had 2 days to get to her destination where she was to isolate for 12 weeks.

Jeanne made it to Yarloop within the 2 days and was pretty much locked down from the beginning of April through the end of June when the regional borders opened, and she was allowed to travel throughout WA.

Never one to be tied down, we had a whole range of activities for Jeanne to do on the farm.

The lawns had to be kept under control so out with the John Deere



And farms being farms, there is always a bit of lifting, a bit of shifting and cleaning up, and with very little instruction she soon mastered the Caterpillar Skid Steer Loader.



Cont..



And of course, there are the bee hives that have to be checked and harvested..



And in her down time, she had a little fun, helicopter flight, a glass of wine or more likely a G and T and always up for a party which we had quite a few while the borders were closed as we couldn't go anywhere.



The odd wine tour.



Cont.

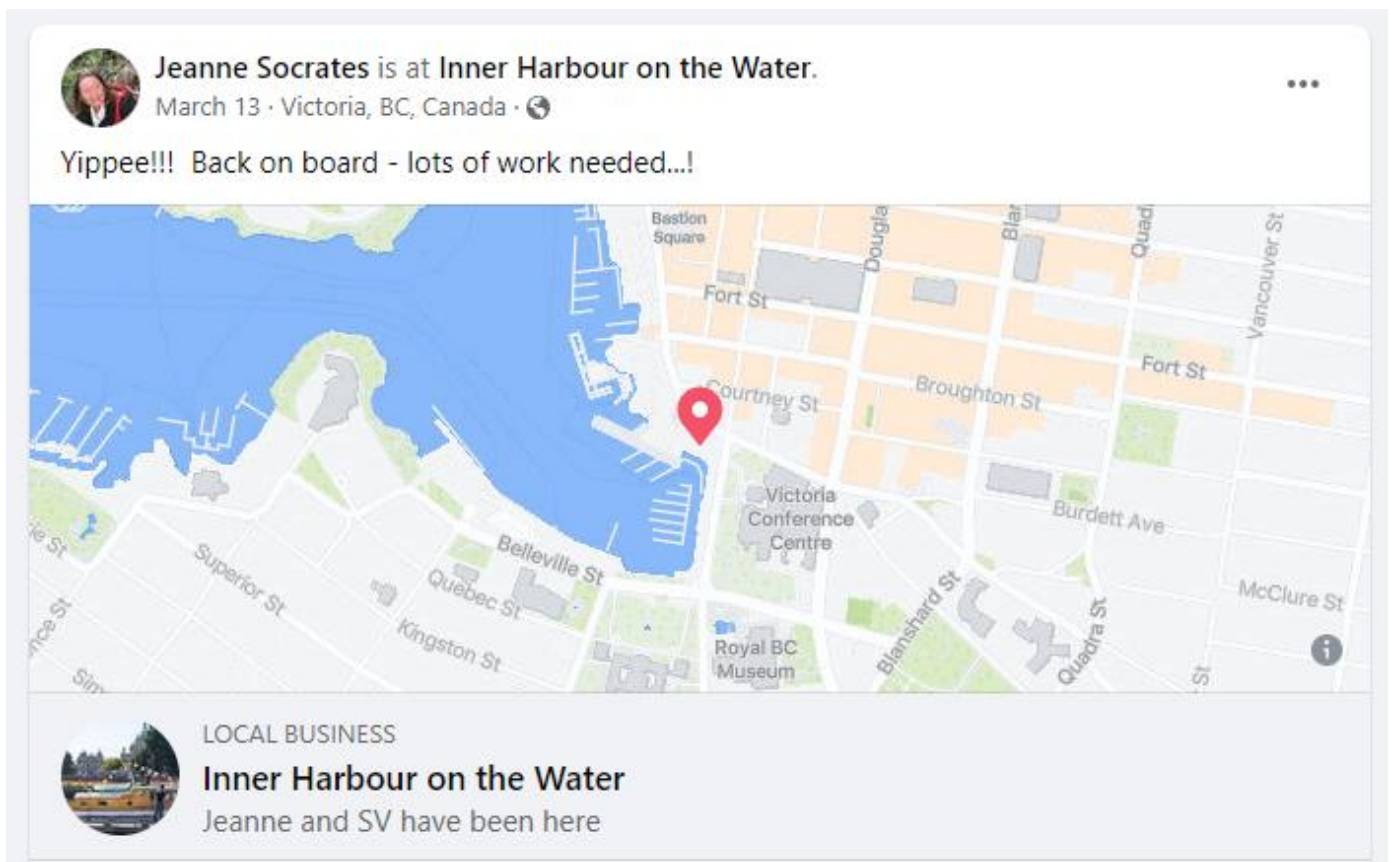


And of course, she always made time for her passion of photography, bird life and site seeing..



At the end of June 2020 Jeanne finally headed out of Yarloop, with the view of heading north for her long awaited tour around country Australia. It would take nearly 2 years before she would be allowed out of Australia direct to Canada where she could be reunited with her home of many years.

The Sailing Vessel Nereida.





Jeanne flew out of Sydney on the 11<sup>th</sup> march after having been stuck in the Australia for over 2 years, with time zones and flying east it was quite comical when I spoke to her just after she landed; she arrived an hour before she took off in Sydney..

She stepped aboard her Nereida on the 13<sup>th</sup> March 2022, her poor home was in a very bad state of disrepair and had many months of work ahead of her to get it ship-shape again.

The Email Below one of Jeanne's last emails to the Austravel Sked group.

"It's been great to have kept in contact with so many of you. I'll be very sad to leave but I hope to be back. Hopefully, I'll come sailing back in my boat *Nereida* sometime in 2023 or 2024....?"

All best wishes to you all - stay safe!

Jeanne 7245

(VE0JS/VA7NER/KC2IOV)

[www.svnereida.com](http://www.svnereida.com) \_/)\_ \_/)\_ \_/)\_ \_/)\_

"Life is precious - make the most of it!"

Stay tuned for the next Channel Chatter for more updates.

## Sent in by Ray Mulder

A little story... in August I was mobile from Mackay to Rocky and did the afternoon sked.

After the sked I was about 20 kilometres north of Marlborough when tuning around 20 metres and heard a loud QSO, when it finished I called the station VK6DW.

In our exchange of info Ian asked what radio I was using mobile, I told him it was the NGT and he came back saying he had one as a mobile in his vehicle. Thinking of another potential Austravel member to inform, I asked if he was aware of the club. To my surprise he came back that he was indeed a member ... Ian Cook. selcall 1266.

I don't know what the odds are of such a contact, but imagine they are pretty long.

Ray 4912

## Members Taking Brochures

Have you ever found yourself chatting to a fellow traveller about the antenna on your car and what you can do with the HF radio, but then have nothing to give them as a take away from the conversation? If you talk about Austravel now and then to others and would like to see a new member or two evolve from your conversation, we do have brochures you can give out.

This helps people remember your conversation and gives contact information for follow up.

How do you get some? Simple, just send me an email with your postal address, a bit of a note about this and I will post a few to you.

Remember if you help get new members it helps keep your fees lower, not to mention that you are helping someone get a lifeline from the bush.



### **Out-n-About Pins Please.**

I get quite a lot of requests from members requiring their pin numbers for Out-n-About, usually because they have purchased a new phone and lost the old SMS information. Remember there is a location in your member login area for you to record your pins or at the back of your printed Out-n-About user manual. More importantly you can recover your own pins at any time by sending with your HF radio a message "GET MY PINS" to any Austravel base. The computer at that base will automatically retrieve your pins from the central data system and then SMS them to the phone number in your Telcall Plus setup. This will save me a bit of time, but if you are stuck give me a call. If you have a new phone number you need to let me know anyway as I need to change it in the Telcall system. We are looking at automating the inclusion of pins in the member area and linking member information into the Telcall data base but it all takes time.

Kim Rhodes Email:- [president@austravelsafetynet.org.au](mailto:president@austravelsafetynet.org.au)

Thankyou in advance.





5022	Ryan & Sarah	Lovett
1010	Peter	Wolski
4050	Peter	Florian
6071	Neil & Cath	Morgan
5101	Mitch	Clifford
4711	Christian & Fatima	Fahrig
1204	Ivica & Jody	Grbavac
0463	Dino	Tollarzo
0983	Peter	May
1018	Graham & Cheryl	Ponter
0008	Robert	Varga
2001	Trudi	Chudleigh
1770	Rodney	Bell
3860	Clayton & Kahlia	Derix
2181	Brett & Rita	Archer
0701	Karl	Ohm
1721	Ray & Trish	Schoof
5595	Jess	Stubenrauch
5594	Jordan	Scott
5597	Neil	Scott
5598	Tim	Rowles
5589	Doug	Preston
1025	Chris & Rosalie	James
4570	David & Naomi	Scott
0904	Fabrizio & Samuela	Caporaso
0199	Jeff & Trish	Herrmann



# BBQ's Are You Insured?

## BBQs in Caravans, Camper Vans & Camper Trailers.

It has recently come to my attention that if you have a BBQ built into your caravan, Camper van (Winnebago type) or camper trailer and it is connected to the van's gas supply, either through a bayonet connection or otherwise, it needs to have a "Flame Failure Device" built into that BBQ.

If the BBQ doesn't have the "Flame Failure Device" (FFD) and there is a van fire the van won't be covered by insurance.

I believe you can have the same BBQ built into your van but connected to a separate free standing gas bottle and it will be covered but please check with your Insurance Company. To me this seems to be a bit of a contradiction.

I have a Weber Baby Q built into my van, connected through a gas tap and bayonet to the gas supply but Weber Baby Q's do NOT have an FFD. So, mine does not comply and is not covered by insurance. I will not be using it again till it complies.

I have enquired with Weber; they are aware of the situation, and they are working on a retro device. It is not available at this stage.

You must also have a gas shut off valve (gas Tap) fitted in the gas line before the bayonet. Both gas shut off valve and bayonet must be fitted by a licensed gasfitter. The Weber retro device and any other brands retro devices also must be fitted by a licensed gasfitter. Some camper trailers have a pull-out kitchen that may have a BBQ hot plate as part of the cook top. This would also need a FFD as well as all the other burners on that cook top. You may have to lift the hot plate up to see its burner/FFD.

Most gas BBQs are designed for use outside (house or van) and connected to a separate gas supply/bottle, so most don't have a "Flame Failure Device".

One way to test if your BBQ has such a device is once you turn on the burner tap/dial, see if it will light without pushing the tap/dial in. If it does light it hasn't got an FFD. Be careful doing this of course.

The "Flame Failure Device" is fitted to all other gas appliances that are in your house or van. It is the small copper or black bulb device (not the sparking ignition device) that sticks up into the flame area of the burner of your cook top in your kitchen, for instance. It is about the diameter of a small knitting needle and sticks up about 15 to 25 millimetres. The FFD is a thermocouple which when it gets hot it generates a small electrical current that holds open a solenoid valve which will shut down very quickly once the flame goes out and the electrical current stops.

To the right is a photo of the FFD on the burner of my caravan cook top, it is where the pen is pointing. Yes, it is hard to see but hopefully you will get the idea of where to check for the thermocouple on your burners.





You may have a BBQ Gas Buddy (photo below) connection to your gas bottle; this is NOT the same thing. This is to detect if there is a sudden increase in the flow of gas from the bottle, for instance, if a hose burst. If the flame goes out on the BBQ the amount of gas flowing out will be the same as when the burner was alight so the Buddy will not detect this and not shut the gas off.



If you have another brand of BBQ, check with the manufacturer to see if they have a solution. Otherwise, disconnect your BBQ from the van gas supply and connect to a separate gas bottle but check with your Insurance Company about this first.

**Laurie, Licensed plumber & Gasfitter, retired**  
**Reprinted from Friday Five Newsletter.**

# TET-EMTRON

## HF Radio Antenna Parts and Supplies



- Cables & Connectors
- Mobile
- Wire Antennas
- Feed Systems & Baluns
- Parts
- CB Antennas
- Broadband HF
- Verticals

Contact: Mark Rawlings

Austravel Selcall#: 6622

Lot 25 Brand Hwy. Dongara W.A.

Ph: 0455 463 452

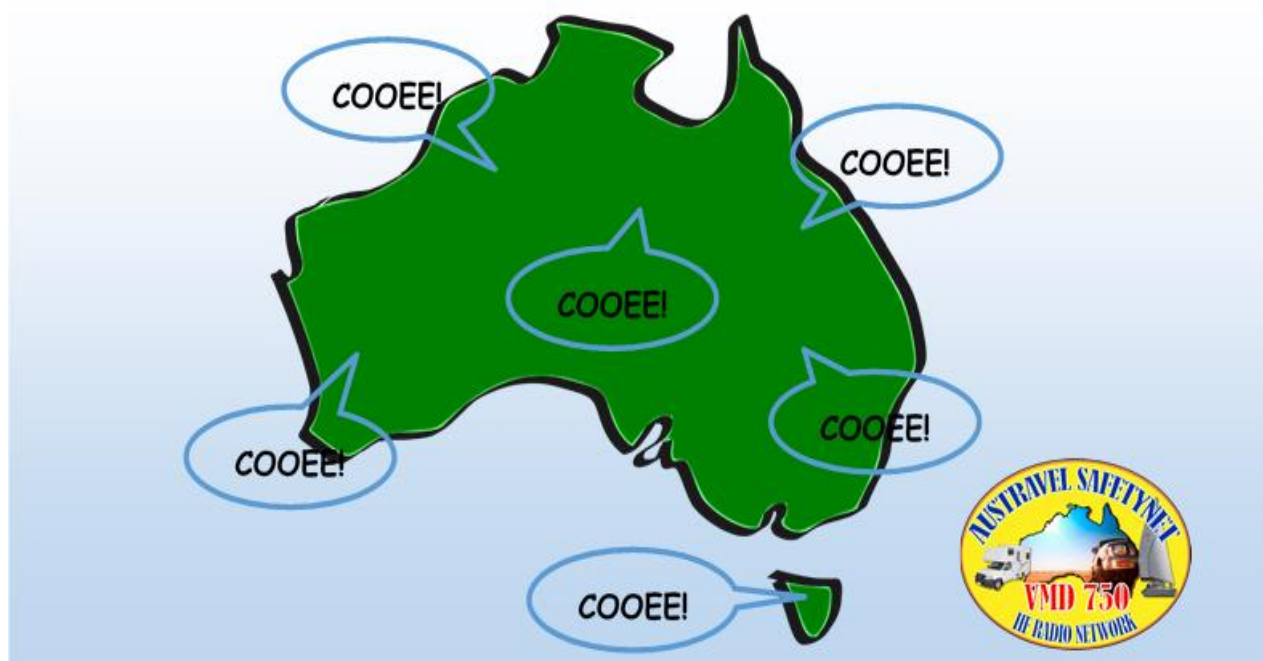
E: [mark@tetemtron.com.au](mailto:mark@tetemtron.com.au)

W: [www.tetemtron.com.au](http://www.tetemtron.com.au)

## FOLLOW WHAT WE'RE UP TO ON SOCIAL MEDIA

PIM CAHILL (7255) SOCIAL MEDIA OFFICER  
 Email: [socialmedia@austravel.org.au](mailto:socialmedia@austravel.org.au)





## The COOEE! Call

Many members have enquired about a way they could informally talk to each other outside of sked times. We have come up with the idea of the **Cooee Call**.

**Cooee!** is a shout originated in Australia to attract attention, find missing people, or indicate one's own location. It is also known as a call of help, distinct amongst the natural sounds of the bush.

The word "cooee" originates from the Dharug language of Aboriginal Australians in the Sydney area. It means "come here" and has now become widely used in Australia as a call over distances.

We think this is a fitting name for the call Austravel SafteyNet members can use to call each other across this fantastic country of ours.

### How does it work?

- Cooee calls are made on **channel 5** (on the hour for 15 minutes) or **channel 9** (for digital radios at 30 minutes past the hour for 15 minutes).
- Cooee calls should not be made during sked times (8:00am—8:45am or 4:30pm—5:15pm).

To comply with ACMA regulations we need to use the full club callsign on the initial call of each operator eg:

***This is VMD750 Mobile 6789 calling Cooee!*** The response would be ***6789 this is VMD750 Mobile 2345 over.*** Once the initial call is finalised only Selcall numbers need to be identified on each over.

- Members should allow a short pause between overs to allow any other member to join in the conversation.
- Members should pause communication if they hear a Selcall being transmitted in case it is an emergency call.

We hope you enjoy calling Cooee to your fellow members and we hope to hear you on the air.

**Austravel SafteyNet Inc.**





# UHF RADIO USE - BASICS

Ken Wilson from the 'TRUCK FRIENDLY' caravan road safety program explains how to use your UHF radio while on the highway for your own safety and the safety of other road users!

## COMMUNICATION

One of the easiest ways to help other road users is by communication; talking with the truck drivers and others via a UHF radio, and by them talking back to you.

Purchasing a good quality UHF radio for your tow vehicle or RV is highly recommended. You will also find it a great investment in an emergency when you are out of mobile phone range.

With 80 channels on the UHF band it can be confusing to first time caravanners or RV drivers.

This article is designed to help explain the basics and I recommend further UHF education once you are familiar with the basics.

*I have included a list of the UHF channels available at the end of this article.*

### Channel 40.

The accepted '**Highway Channel**' used by most truck drivers throughout Australia is Channel 40.

**However**, if travelling on the Pacific Highway and Pacific Motorway in northern NSW and Southern Queensland you may find channel 29 is used more frequently by truck drivers and others travelling in that area.

There is also some valuable information passed on via Channel 40 like road conditions, animals on the road, car accidents, **wide loads ahead**, roadblocks to avoid up ahead, speed camera locations and other things of interest.

Cont...

***You will not make any friends by clogging up Channel 40 with a long conversation or swapping recipes and will often be asked, (not always politely) to change to another channel for a chat.***

***Keep it brief and to the point is the rule on Channel 40.***

Many companies also have their preferred, quieter channel for their business communications.

### **Channel 18**

Traditionally caravanners use Channel 18 to talk amongst themselves and use this channel for convoy communication. Some clubs however may choose another channel for that particular convoy chatter however, it is recommended that contact still be maintained to listen to channel 40 for other safety information being passed on.

### **Caravan and RV radio use.**

The Truck Friendly Caravan Road safety program recommends that all caravans and RV's listen to channel 40 while on the road, however, change to channel 18 or other agreed channel when having a chat. Keep it brief on channel 40.

### **Why do we recommend Channel 40?**

Channel 40 is the accepted highway safety channel Australia wide. *(apart from the use of 29 in the areas previously mentioned)*. If you are on other radio channels on the highway you may miss other important safety information.

Other drivers may want to warn you of dangers ahead, a problem with your vehicle and the wide loads also use channel 40 to advise you to pull over so they can pass.

*"I have had drivers advise me that I was approaching a narrow bridge around the next corner towing my van, and that there were two cyclists riding two abreast over the bridge. It could have been a serious accident if I could not overtake them with 100 kph traffic coming in the other direction."* Ken

Always keep an eye on your rear vision mirrors and be aware of who is coming up behind you and immediately tune the UHF to Channel 40 so you can hear any truck drivers trying to talk to you.

If you are going to make any sudden changes up ahead like braking or turning off the road, let the driver behind know early so they can be ready to brake if needed. They may be preparing to overtake and starting to accelerate while you intend to turn right or are pulling off the road.

Cont...



**Give plenty of warning and remember a semi-trailer or B-Double take a long distance to stop...otherwise you may find their bull bar in your caravan's bed.**

Depending on which Channel you normally have the radio set on, it is always a good idea to have your name or nickname and UHF Channel 40 and /or 18 in large print (200mm) on the back and front of your caravan or RV. That way a driver behind or oncoming will know you have a radio (hopefully) 'turned on' and which channel you are listening to so they can call you up easily and identify they are talking to the right vehicle. They may simply want to tell you your push bike has come loose off the back of your van, you are leaking water, some other safety issue or that they are going to overtake.

***A friend reported that trucks and other drivers were trying to contact the driver of one pop top van rig to tell him his van top was unclipped and flapping in the wind. When they finally caught him, this driver did not have his radio turned on and nearly had many hundreds of dollars avoidable damaged to his van. He had gone to the effort of spending a few hundred dollars having a radio installed but then didn't even have it turned on.***

*"Personally, I stay on Channel 40, however as the language used by some people on this highway channel can be a bit rough sometimes, some caravanners or family groups may prefer to stay on channel 18 which is quieter. In general, the professional truck drivers on the highway are great, happy to help and very courteous. There can be a few drivers around, in all vehicle types and people on home radios, especially near the cities who may use colourful language, but they are very much in the minority."* Ken

Choose which is the best Channel for you and advertise it on the front and rear of your van, **keep it turned on and volume up so you can hear someone trying to contact you.** After all that's why you had it installed in the first place.

***Remember; Be polite, keep it short, and acknowledge that you have heard and understood the message. Talk clearly and not too fast.***

Stay **Truck Friendly** and follow up with a friendly 'thank you', 'Have a safe trip', or 'stay safe' as you may meet them at the next stop down the road.

### **How do you use your UHF radio?**

The UHF radios may vary in style, power and features but most are basically the same.

### Ken's tips for clear communication.

1. Press the transmit button and wait a sec or two before talking to allow the unit to activate. You may miss sending your first word or two otherwise.
2. When you finish talking make sure you leave a second or so before releasing the button, so you don't cut off your last words.
3. Talk across the face of the mic and not directly into it for a clearer transmission.
4. Talk at normal volume and don't blow into the mic when talking.
5. Talk clearly and not too fast. If someone is receiving, you with a weak signal they may need to hear very clear speech to be able to understand you.
6. Ensure you have your aerial set up in the best place on your vehicle and spend extra on a good quality aerial and powerful unit.
7. Check with industry experts on the best set ups for your individual situation. Mates and campfire experts may have the best of intentions, but some may lack specific knowledge.
8. Learn the radio language. For example, you will often hear, "Copy in the caravan" or "Copy (*nickname*) caravan" etc. when someone is trying to contact you. Get into the habit of saying "Over" or make it clear when you have finished talking.
9. Remember only one radio will be heard at one time so wait till the air ways are clear before trying to talk.
10. **DO NOT USE Channel 5 or 35 for general chatter.** These are for emergency use only and heavy fine applies for misuse.
11. Have your UHF professionally installed for best performance and help ensure it is compatible with other items in your vehicle. I.e.:- *"My electronic brake control and UHF radio should not be mounted too close to each other to avoid interference."* Ken

Cont...



## What are the different UHF Channels used for?

TRUCK FRIENDLY Caravan Road Safety Program UHF RADIO CHANNELS IN AUSTRALIA	
CHANNEL	THIS CHANNEL IS USED FOR :-
1- 4	Duplex channels - output
5	Duplex Channel output - EMERGENCY USE ONLY
6 - 8	Duplex channels - output
9	General use - chat
10	4WD clubs for convoys and used in National Parks
11	Initial call channel - then change to another channel to chat
12 - 17	General use - chat
18	Caravan and caravan convoy chat channel
19 - 21	General use - chat
22 - 23	Telemetry / Telecommand - used for automated data transmission only
24 - 28	General use - chat
29	Highway channel - Pacific Highway, Pacific motorway Qld & NSW
30	General use - chat
31 - 34	Duplex channels input
35	Duplex channel input - EMERGENCY USE ONLY
36 - 38	Duplex channels input
39	General use - chat
40	Highway / road safety channel
41 - 48	Duplex channels - output
49 - 60	General use - chat
61 - 63	Reserved for future use - restricted
64 - 70	General use - chat
71 - 78	Duplex channels - input
79 - 80	General use - chat
LEGEND	<div> <div>General use channels</div> <div>Duplex channels are used to relay the signal in remote areas.</div> <div>Channels traditionally designated for certain uses.</div> <div>Restricted use channels - fines may apply for misuse. Emergency use only</div> </div>
<a href="http://WWW.TRUCKFRIENDLY.COM.AU">WWW.TRUCKFRIENDLY.COM.AU</a>	

For more information on the Truck Friendly caravan road safety program please head to the web site. [www.truckfriendly.com.au](http://www.truckfriendly.com.au)

Stay up to date & follow us on Facebook at <https://www.facebook.com/truckfriendly.com.au>

Stay safe

Ken Wilson - Truck Friendly      admin@truckfriendly.com.au

# PENONG BASE INSTALLATION

## PENONG GM/AGM AND BASE ESTABLISHMENT

Members gathered at Penong Caravan Park in SA on the weekend of 1st/2nd October 2022 firstly to construct and commission 5199 Penong Base and secondly to attend the GM and AGM which was also broadcast via Zoom to a gathering in WA and to any interested members unable to attend in person, collectively attending members travelled just over 54,000 klm to attend in total 51 members attended the meeting, that's dedication to the interest and development of our Club

Our introduction to site was from one of our members, Chris Carrol (1162) by way of his brother ( not a member) who used to be one of the local police.

Thanks to Lynton Murray owner of Penong Station, to Lee Warmington chair of the Penong Progress Association, to Kim Rhodes (7880) and Geoff Peck (0951) for the initial contact and Google site overview and to Det Voges (2582) for a comprehensive on the ground visit and site survey.

Equipment made available to us being :

- \* 10 metre 3 leg windmill tower
- \* 2 x 6 metre railway tracks for end antenna posts
- \* Heavy loader with 300mm auger and bucket
- \* large mobile crane to stand the tower
- \* sand and gravel for the concrete mix

Work commenced on Monday 3/10 with Kim outlining the job plan with the smart Techo's inside the building ( out of the weather of course ) and the "hard labour" force outside.

The inside team had their work cut out for them erecting a fabricated cool room, equipment racks, battery box etc with the job being made more difficult by a 100mm fall in the floor to the centre of the building as at one stage the place was set up as a piggery. The outside work involved cutting the base off the windmill tower from the original footings, moving the tower to the site some 300 metres away, extending the legs , drilling out the new holes with the loader and auger then concreting into its new position, the rail tracks also had to be cut and concreted into position, weather conditions were bloody awful to say the least - wet windy and cold, would have been nice to be a Techo and be inside.

Will leave it to Kim to cover the Tech side and other matters.



Needless to say each day saw tremendous progress with “Happy Hour” each afternoon held in the Camp Kitchen of the Penong Caravan park where lively discussion was had about how it was all coming together, these were special times always plenty of stories plenty of cheer and plenty of laughs, these are the times that will stick with all in attendance for a long time to come.

Even Rick’s (3097) Go Ped named “sammy” got a run one night when he went to bed and left the keys in the ignition, I can’t quite remember the Selcall number of the culprit but it will come back to me one day, (rumour has it 1750 was the culprit) have you ever heard anyone laugh more than Clare (1923), I don’t think so it was so infectious.

Cheers Ray and Clare - Driftwood Place will be home to same great WA specials.

Saturday night saw all members heading up to the Pub for a beer and a feed and full marks to the Penong Pub for a top evening so good in fact it drew us all back the following Saturday after the AGM to do it all over again, no one was disappointed. Whilst the men worked out at the site the ladies had their daily walks and coffee etc and were welcomed to sessions of Yoga and wellbeing activities by health Guru Toni (3329, 7880) all enjoyed the activities and came away with a wealth of information and things to do to maintain a healthy balance.

Mid week Clare suggested we have a group BBQ in the Camp kitchen with the ladies bringing a variety of salads and bakes to share around, our hosts Mick and Jen owners of the park also came along which was great, our own Muso Ray Cook (7506) brought out his keyboard and belted out many of our favourite songs, big thanks Cookie, he was later joined by Kim on guitar, after a few cans of courage I might add, and whilst it remains somewhat misty to me I did recall seeing Ray (1923) with a guitar in his hands at some stage so keep him up to that WA.

Have a look at the pics and you can see what a great time was had by all.

I am sure all members in attendance came away with a well deserved sense of achievement to look back and see a job well done.

Love your Club, get involved, and enjoy being part of its future.

**Submitted By Bob (1750)**



No	Name	Selcall	State
1	Kim Rhodes	7880	WA
2	Toni Schoen	3329	WA
3	Allan Lawrence	4453	WA
4	Anthony Mancini	0780	WA
5	Alfred Moscardini	6518	WA
6	Geoff Peck	0951	QLD
7	Christine Peck	0951	QLD
8	Rick Shea	3097	QLD
9	Hazel Sleep	3097	QLD
10	Wayne Rhodes	6282	WA
11	Bob Carne	1750	QLD
12	Carmel Carne	1750	QLD
13	Ray Cook	7506	QLD
14	Gayle Cook	7506	QLD
15	Ray Archibald	1923	WA
16	Clare Archibald	1923	WA
17	Graeme Eakin	2002	QLD
18	Lyn Eakin	2002	QLD
19	Jeff Herrmann	0199	QLD
20	Trish Herrmann	0199	QLD
21	Det Voges	2582	SA
22	Paul Jones	5577	WA
23	Lea & Bonny Jones	5577	WA







## Outpost Class License

Follow Up of an article from the last Channel Chatter by Peter Schrader

### ***“What Is It and What Does It mean”***

Free to chat with anyone on your HF radio (in Australia)

**Author:** Colin Ingham    Austravel Radio Technical Support 6355    VK6 Charlie India

### **ACMA Outpost Class Licences, what is it and what does it mean.**

#### **The ACMA**

Let's start with the Australian Communications and Media Authority more commonly known as “The ACMA”

They are an independent Commonwealth statutory authority that regulates and manages all the radio frequencies throughout Australia. You cannot transmit on any frequency without their say so.

They are the Law of the Australian Airwaves along with a whole range of other media regulations as the name suggests.

#### **Class Licences Explained:**

A class licence lets you operate common radio equipment on shared frequencies. You don't need to apply for a licence or pay any fees to use these frequencies.

As much as it might appear to be an Unrestricted Use Radio of these Frequencies, they have rules associated with their use. Please see the Rules link Below

<https://www.legislation.gov.au/Details/F2022L00587>

#### **Commonly Used Class licenses:**

The 27Mhz Citizen Band Radio Stations

The 27Mhz Maritime Ship Radios

And many more, see link below

<https://www.acma.gov.au/class-licences>

And now:

#### **Outpost Station Radio Channels**

Radiocommunications (Outpost Stations) Class Licence 2022 (see link below)

<https://www.acma.gov.au/outpost-stations-class-licence>

Cont....

## How do I use these channels:

Most outback/remote area HF radios will have these channels programmed into them as they are made up of all the old RFDS Channels.

These channels are now part of the Outpost Class Licence and free to use. The beauty of these channels is that you are now free to chat with anyone with a suitable radio Australia wide, Austravel Member or NOT..

You are no longer limited to chat between members, you can now chat with people from other clubs or anyone that has a HF radio programmed with these channels

## Austravel Radios:

Most Austravel radios have these channels programmed already; the older radios and before the new class license, will be listed under RFDS while all the newer radios and radios programmed after the class licence was issued can be found under “OUTPOST”

## The Outpost Frequency/Channel List; *NOTE:* Modified from last Newsletter

2020kHz, 2260kHz, 2280kHz, 2656kHz, 2792kHz, 4010kHz, 4030kHz, 4045kHz, 4055kHz, 4350kHz, 4980kHz, 5110kHz, 5145kHz, 5300kHz, 5360kHz, 5410kHz, 6825kHz, 6845kHz, 6880kHz, 6890kHz, 6920kHz, 6945kHz, 6950kHz, 6960kHz, 6965kHz, 7465kHz, 8165kHz

## Summary:

Having free access to these channels makes a great additional to The Austravel Safety Net Group and its members for the reasons mentioned above as well as in an emergency we can patch Government Based Response Groups direct to your radio.

*NOTE:* None of these free channels can replace the Network Services currently being provided by Austravel Safety Net, being, Phone calls, Text Messages, GPS Tracking, and most importantly RED BUTTON Emergency Calls.

## Document References:

<https://www.acma.gov.au/class-licences>

<https://www.legislation.gov.au/Details/F2022L00587>

<https://www.acma.gov.au/outpost-stations-class-licence>







Our sked operators were kept busy during the months of the winter timetable speaking with our members who called into the skeds. For members who enjoyed travelling around this great country, some in extremely remote parts, the voices of the Austravel Safetynet sked operators were heard transmitting from our bases requesting calls from our members regardless of where they were. All operators recorded the selcall number of calling members as well as their locations and travel plans. Additionally, many of our members called in from their driveways to ensure their radios were working well.

### Facts and Figures from the Winter Sked Timetable

The Winter timetable commenced on 3 April 2022 and finished on 16 October 2022.

#### Member Statistics:

Number of calls answered (all members)	<b>7884</b>	East 3687	West 4197
Number of travelling member calls	<b>3352</b>	East 1549	West 1803
Number of individual members using skeds	<b>272</b>	East 122	West 150
Number of travelling members using skeds	<b>212</b>	East 88	West 124

#### Member calls into the bases:

<b>Perth Base</b>	6199	<b>4035 calls</b>
<b>Casino Base</b>	2199	<b>2223 calls</b>
<b>Alice Springs Base</b>	8199	<b>556 calls</b>
<b>Shepparton Base</b>	3199	<b>482 calls</b>
<b>Mareeba Base</b>	4199	<b>395 calls</b>
<b>Kunnanurra Base</b>	6299	<b>150 calls</b>

Special thanks to our sked operators in the East and West who were on roster for the winter timetable.

0331 Chris Featherstone, 1386 Neil Burton, 1750 Bob Carne, 1928 Terry Clinch, 2261 Brad Kark, 3097 Rick Shea, 3510 Stuart Forster, 3828 Henk Jonker, 4951 Garry Germon, 5577 Paul Jones, 5759 Joe Rubio, 5833 Michael Seotis, 6001 Roy Watkins, 6355 Colin Ingham, 7506 Ray Cook, 7880 Kim Rhodes, 9618 Ken Fischer.

### Accuracy of your information

Have you logged into the member area of the website, gone to your 'My Account' area and checked on the accuracy of your information? **326 Members have not accessed their account to date** so there could be significant discrepancies. Sked operators and incident responders rely heavily on the accuracy of your information when assisting members requiring support on the road. Keep your info up to date especially if you have changed your vehicle, or your trailer/caravan or if your family circumstances have changed. **Should you have difficulty with accessing the member area, contact a committee member who will assist you.**

Regards

Sked Coordinators Terry Clinch 1928 and Ken Fischer 9618



# FOR SALE

## Buy Swap & Sell

**Netwest for all your  
Codan Needs**

**Contact Colin**  
*6355*  
**0417 097 043**

**Radios &  
Complete Packages**



Codan 3040 Explorer Antenna



Codan NGT SRX 3040 package



Codan NGT SRX Transceiver



9350 Automatic Tuning Whip



Codan Envoy X2 Digital Mobile Package



Codan Envoy X2 Base Transceiver





# Austravel SafetyNet Inc.

Registered Office: 33/54 Macalister St. Park Avenue, Qld, 4701

## CHANNEL LIST & SCHEDULED NETS

### SUMMERTIME

Commencing 17<sup>th</sup> October 2022

#### BASE AND FREQUENCY INFORMATION

##### VMD 750 BASE STATION & CHANNEL LIST

Channel	1	2	3	4	5
Frequency(kHz)	3175	5127	5270	6793	7652
Channel	6	7	8	9	10
Frequency(kHz)	9323	10203	13910	4862	17463

<b>Perth</b> (Western Aus)	Selective / Beacon / Radphone <b>H.E.L.P. (Secall or Send position)</b> Channel List	<b>6199</b> <b>4357</b> 1,2,4,5,7,8,10
<b>Kununurra</b> (Far North WA)	Selective / Beacon / Radphone <b>H.E.L.P. (Secall or Send position)</b> Channel List	<b>6299</b> <b>4357</b> 1,2,4,6
<b>Alice Springs</b> (Northern Territory)	Selective / Beacon / Radphone <b>H.E.L.P. (Secall or Send position)</b> Channel List	<b>8199</b> <b>4357</b> 1,3,5,7,8
<b>Casino</b> (NSW)	Selective / Beacon / Radphone <b>H.E.L.P. (Secall or Send position)</b> Channel List	<b>2199</b> <b>4357</b> 1,2,5,6,8
<b>Shepparton</b> (Victoria)	Selective / Beacon / Radphone <b>H.E.L.P. (Secall or Send position)</b> Channel List	<b>3199</b> <b>4357</b> 1,3,5,7,8,10
<b>Mareeba</b> (Far North QLD)	Selective / Beacon / Radphone <b>H.E.L.P. (Secall or Send position)</b> Channel List	<b>4199</b> <b>4357</b> 1,3,5,7,8
<b>Penong</b> (SA)	Selective / Beacon / Radphone <b>H.E.L.P. (Secall or Send position)</b> Channel List	<b>5199</b> <b>4357</b> 1,2,4,7

Note:- All frequencies are referenced as suppressed carrier in Khz and Upper Side Band.

Note:- (Selcall is slang for any of the following calls. Selective / Beacon / Radphone)  
Beacon/Channel test call or Radphone/Telcall or any Telcall+ feature operation.

Note:- New channels licensed for mobile to mobile digital voice or normal analogue USB voice 1,4,7,9

## Eastern Area Summertime Skeds

EAST AREA MORNING SUMMER sked times							
Ch	Khz	QLD (EST)	S.A. (CDT)	N.T. (CST)	NSW/Vic/Tas (EDT)	W.A. (WST)	UTC
Start on Shepparton Base 3199							
3	5270	8:00 - 8:05am	8:30 - 8:35am	7:30 - 7:35am	9:00 - 9:05am	6:00 - 6:05am	22:00 - 22:05
5	7652	8:05 - 8:10am	8:35 - 8:40am	7:35 - 7:40am	9:05 - 9:10am	6:05 - 6:10am	22:05 - 22:10
Switch to Casino Base 2199							
2	5127	8:10 - 8:15am	8:40 - 8:45am	7:40 - 7:45am	9:10 - 9:15am	6:10 - 6:15am	22:10 - 22:15
5	7652	8:15 - 8:25am	8:45 - 8:55am	7:45 - 7:55am	9:15 - 9:25am	6:15 - 6:25am	22:15 - 22:25
6	9323	8:25 - 8:30am	8:55 - 9:00am	7:55 - 8:00am	9:25 - 9:30am	6:25 - 6:30am	22:25 - 22:30
Switch to Mareeba 4199							
5	7652	8:30 - 8:35am	9:00 - 9:05am	8:00 - 8:05am	9:30 - 9:35am	6:30 - 6:35am	22:30 - 22:35
7	10203	8:35 - 8:40am	9:05 - 9:10am	8:05 - 8:10am	9:35 - 9:40am	6:35 - 6:40am	22:35 - 22:40

EAST AREA AFTERNOON SUMMER sked times							
Start on Alice Springs Base 8199							
Ch	Khz	QLD (EST)	S.A. (CDT)	N.T. (CST)	NSW/Vic/Tas (EDT)	W.A. (WST)	UTC
7	10203	4:30 - 4:35pm	5:00 - 5:05pm	4:00 - 4:05pm	5:30 - 5:35pm	2:30 - 2:35pm	06:30 - 06:35
5	7652	4:35 - 4:40pm	5:05 - 5:10pm	4:05 - 4:10pm	5:35 - 5:40pm	2:35 - 2:40pm	06:35 - 06:40
Switch to Casino Base 2199							
8	13910	4:40 - 4:45pm	5:10 - 5:15pm	4:10 - 4:15pm	5:40 - 5:45pm	2:40 - 2:45pm	06:40 - 06:45
6	9323	4:45 - 4:55pm	5:15 - 5:25pm	4:15 - 4:25pm	5:45 - 5:55pm	2:45 - 2:55pm	06:45 - 06:55
5	7652	4:55 - 5:05pm	5:25 - 5:35pm	4:25 - 4:35pm	5:55 - 6:05pm	2:55 - 3:05pm	06:55 - 07:05
Switch to Mareeba Base 4199							
7	10203	5:05 - 5:10pm	5:35 - 5:40pm	4:35 - 4:40pm	6:05 - 6:10pm	3:05 - 3:10pm	07:05 - 07:10
5	7652	5:10 - 5:15pm	5:40 - 5:45pm	4:40 - 4:45pm	6:10 - 6:15pm	3:10 - 3:15pm	07:10 - 07:15

**You are encouraged to call in on any sked, whether it is being run in the East or West.** It is possible to talk across Australia with your radio, but ensure you're on the appropriate channel at the correct time. By calling into skeds, you will get to know the best channel on which to call for your location. This will assist you in choosing a channel for Telcall+ operations.

If you have an interest in being a sked operator, contact Terry Clinch 1228 Western Skeds or Ken Fischer 9618 Eastern Skeds. We would embrace the opportunity to give you further information and answer questions you may have.

## West Area Summertime Skeds

WEST AREA MORNING SUMMERTIME sked times							
Ch	Khz	W.A. (WST)	S.A. (CDT)	N.T. (CST)	NSW/Vic/Tas (EDT)	QLD (EST)	UTC
Start on Penong Base 5199							
2	5127	7:45 - 7:50am	10:15 - 10:20am	9:15 - 9:20am	10:45 - 10:50am	9:45 - 9:50am	23:45 - 23:50
4	6793	7:50 - 7:55am	10:20 - 10:25pm	9:20 - 9:25pm	10:50 - 10:55am	9:50 - 9:55am	23:50 - 23:55
Switch to Kununurra Base 6299							
4	6793	7:55 - 8:00am	10:25 - 10:30am	9:25 - 9:30am	10:55 - 11:00am	9:55 - 10:00am	23:55 - 00:00
6	9323	8:00 - 8:05am	10:30 - 10:35am	9:30 - 9:35am	11:00 - 11:05am	10:00 - 10:05am	00:00 - 00:05
Switch to Perth Base 6199							
2	5127	8:05 - 8:10am	10:35 - 10:40am	9:35 - 9:40am	11:05 - 11:10am	10:05 - 10:10am	00:05 - 00:10
4	6793	8:10 - 8:20am	10:40 - 10:50am	9:40 - 9:50am	11:10 - 11:20am	10:10 - 10:20am	00:10 - 00:20
7	10203	8:20 - 8:25am	10:50 - 10:55am	9:50 - 9:55am	11:20 - 11:25am	10:20 - 10:25am	00:20 - 00:25
10	17463	8:25 - 8:30am	10:55 - 11:00am	9:55 - 10:00am	11:25 - 11:30am	10:25 - 10:30am	00:25 - 00:30

WEST AREA AFTERNOON SUMMERTIME sked times							
Ch	Khz	W.A. (WST)	S.A. (CDT)	N.T. (CST)	NSW/Vic/Tas (EDT)	QLD (EST)	UTC
Start on Kununurra Base 6299							
6	9323	4:15 - 4:20	6:45 - 6:50pm	5:45 - 5:50pm	7:15 - 7:20pm	6:15 - 6:20pm	08:15 - 08:20
4	6793	4:20 - 4:25	6:50 - 6:55pm	5:50 - 5:55pm	7:20 - 7:25pm	6:20 - 6:25pm	08:20 - 08:25
Switch to Penong Base 5199							
4	6793	4:25 - 4:30	6:55 - 7:00pm	5:55 - 6:00pm	7:25 - 7:30pm	6:25 - 6:30pm	08:25 - 08:30
2	5127	4:30 - 4:35	7:00 - 7:05pm	6:00 - 6:05pm	7:30 - 7:35pm	6:30 - 6:35pm	08:30 - 08:35
Switch to Perth Base 6199							
8	13910	4:35 - 4:40pm	7:05 - 7:10pm	6:05 - 6:10pm	7:35 - 7:40pm	6:35 - 6:40pm	08:35 - 08:40
7	10203	4:40 - 4:45pm	7:10 - 7:15pm	6:10 - 6:15pm	7:40 - 7:45pm	6:40 - 6:45pm	08:40 - 08:45
4	6793	4:45 - 4:55pm	7:15 - 7:25pm	6:15 - 6:25pm	7:45 - 7:55pm	6:45 - 6:55pm	08:45 - 08:55
2	5127	4:55 - 5:00pm	7:25 - 7:30pm	6:25 - 6:30pm	7:55 - 8:00pm	6:55 - 7:00pm	08:55 - 09:00

**You are encouraged to call in on any sked, whether it is being run in the East or West.** It is possible to talk across Australia with your radio, but ensure you're on the appropriate channel at the correct time. By calling into skeds, you will get to know the best channel on which to call for your location. This will assist you in choosing a channel for Telcall+ operations.

If you have an interest in being a sked operator, contact Terry Clinch 1228 Western skeds or Ken Fischer 9618 Eastern Skeds. We would embrace the opportunity to give further information and answer questions you may have.





## SKED OPERATORS WANTED

### What Is an Austravel Sked?

A 'Sked' (Scheduled Net) is a regularly scheduled communications session operated by Austravel members for Austravel members.

Primary Function:-

- Stay in touch daily while travelling and log your position.
- Convey messages received from family, friends and various agencies dealing with road and weather alerts.
- Emergency voice contact point for all members
  - \* an extension to H.E.L.P. (4357)
- Radio check - frequently test your radio and antenna systems
- Broaden HF radio skills and knowledge

### Who Operates Austravel SafetyNet Skeds?

Any Austravel members including social members can operate a sked. There is a lot of fun and satisfaction operating a sked, but on the odd occasion can be challenging.

### If I Volunteer, What Do I Have To Do?

Training is available for volunteer sked operators. Experience in the use of a HF radio is an advantage, but we have successfully trained a social member who didn't have a HF radio, and still doesn't.

After training, it is up to the sked volunteer to nominate when and how often they are available to conduct skeds. The sked coordinator provides a sked roster with most volunteers dedicated to a five day week, some just weekends, some just wish to be on standby to fill in for other volunteers.

### Does Where I Live Matter?

Where you conduct a morning and afternoon sked session is entirely up to the volunteer. Skeds by phone interconnect via a base station can be completed from any reliable mobile phone coverage area or WiFi access point. Volunteers can be a resident of W.A. and conduct an East Australia sked and vice versa.

### What equipment do I need?

1. A mobile phone with earbuds or over the ear blue tooth headset
2. An Apple Mac or Microsoft Windows computer or tablet
3. Internet access

### Are there Costs Involved?

All of our sked operators use their own mobile phone, computer and internet accounts to operate skeds. Sked operators report that conducting skeds by phone does not financially burden their phone/internet plans.



### DO YOU KNOW SOMEONE ?

Technically speaking, operating a sked via the world wide web can be accomplished anywhere there is internet access.

The Austravel sked operator could be in China, USA or in the UK... or it could be someone living in Australia who is house bound for one reason or another and looking for something worthwhile and rewarding to do.

Our current sked volunteers represent a diverse range of experiences and capacities. Some are long term operators, others new to the role. We particularly encourage our female members to consider becoming sked operators.

As an inclusive not-for-profit club, Austravel SafetyNet would welcome an opportunity to change someone's life, by sharing our HF network experiences with those who are looking for interaction with our travelling members, and doing something positive

For more information:-

East Sked Coordinator  
Ken Fischer (9618)  
Phone:-0439 749 449

West Sked Coordinator  
Terry Clinch  
Phone: 0414 532 070



# Walk-2-GPS this app could.... Save Your Life!

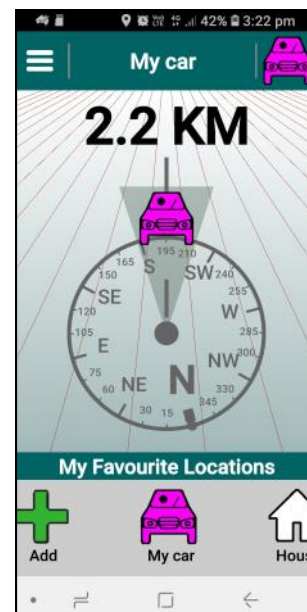
- Loading this simple to use app on your phone may truly save your life, by giving you easy guidance back to a known location, (i.e. your car) using your mobile phone.
- Find your car in a shopping centre car park. Find your way back to camp. (young or old can use this app.)
- This app operates regardless of mobile phone network coverage. (i.e.. In any remote area of the world.)

## Application:

- Mark your location as you park your car.  
Go for a walk and get lost. Keep your location icon in the big triangle walk back to the car.

## Features:

- Store and name locations with 3 clicks.
- Save many locations for re-use later.
- Show /display actual GPS coordinate information.
- Import/Export locations via clipboard with other applications.



and



## Bushcomm

HF Antenna Systems

### Online Store Now Open

**Sales - Support - Accessories**

Australian Made - Delivered to your Door



Emergency Antennas



Base Station Antennas



Quality Mobile Antennas

**Melbourne : 03 9017 6777**

**Brisbane : 07 3118 5265**

**Perth : 08 6144 3204**





**www.bushcomm-online.com**

# DX Radio

SYSTEMS



**Midland store is now open.**

**Visit us at Unit 4/17-19 Foundry Road,  
Midland, 6056**

**08 6336 9610**

**Email: sales@dxradiosystems.com.au**




# Roustabouts RV Club Inc.



## 2024 CCQ State Rally

**19th February to Sunday 25th February**

**To guarantee your attendance,  
register with the Broadwater  
Tourist Park no later than  
**30th June 2023****

[Click Here](#)

For anything and just about everything 12 volt.....JGM Direct will have a product and price to suit.

Your Channel Chatter editor visits this favourite "men's toy shop" often when needing a 12 volt this or that.

*Looking for great quality stand alone Solar or LED lighting?  
You don't need to leave the South Burnett!!!*



- \* Caravan Installation
- \* Off-Grid Installations
- \* Micro Solar Systems
- \* DIY Components
- \* Rigid & Folding Solar
- \* Solar Regulators
- \* Deep Cycle Batteries



**Nanango's Solar & 12 Volt Shop**



**Mon-Fri 9.00am -5.00pm**  
13,912 D'Aguilar Hwy, Nanango  
Ph: 41633109 Mob:0413 669 112

[www.jgmdirect.com](http://www.jgmdirect.com)





## 4050 D HF SDR



- Advanced fully software - defined architecture
- Intuitive and user-friendly touch screen interface
- Wireless operation via iOS, Android & Windows devices
- Selcall / Telcall
- SMS—Pagecall
- Multiple Self ID's
- Wi-Fi Adaptor
- 2019 Auto tune HF antenna with internal GPS receiver
- Address books

Designed and built in Australia for the world's harshest conditions, Barrett HF equipment thrives in the outback and has the track record to Prove it. The Barrett "Outback Traveller Pack" should be considered as standard equipment for anyone travelling in remote areas.

Utilising the "free to air" nature of HF communications, the "Outback Traveller Pack" provides access to essential safety and emergency services with no ongoing call charges.



The Barrett 4050 D handset app supports iOS, Android and Windows devices for wireless voice and radio control.

[www.hfradiosales.com](http://www.hfradiosales.com)

Ph: 07 3118 5265



## 4050 D

# AUSTRAVEL SAFETY NET Inc.

## HF Radio Allied Traders List

Connecting Austravel Members To HF Radio Sales / Service Providers'



<b>Watts Communications</b>	Codan, Barrett, Icom, Bushcomm Antennas www.wattscom.com.au / sales@wattscom.com.au	Fyshwick ACT 02 6280 6416
<b>Wes Follett</b>	Codan, Barrett, Icom, Bushcomm Antennas wfollett@bigpond.com / 0412 885 817	Deniliquin 03 5881 3189
<b>Eacom Communications</b>	Codan www.eacom.com.au / ian.blackburn@eacom.com.au	Griffiths NSW 02 6964 2033
<b>Fettell Communications</b>	Barrett www.fettell.com.au	Port Macquarie NSW 02 658 11341
<b>Action Communications</b>	Icom www.actioncommunications.net.au	Kingswood NSW 1800 802 948
<b>Karera Communications</b>	Icom www.karera.com / sales@karera.com	Tuggerah NSW 02 4355 1599
<b>Phoenix HF Communications</b>	Servicing most brands of HF	Kareela NSW 02 9544 6355
<b>Independent Communications</b>	Servicing most brands of HF radios www.independentcommunications.com.au	Tamworth NSW 02 6765 7555
<b>Illawarra Communications</b>	Codan www.illcom.com.au / scott@illcom.com.au	Wollongong NSW 02 4229 7300
<b>Central Communications</b>	Codan, Barrett www.centralcomms.com.au / sales @centralcomms.com.au	Alice Springs NT 08 8952 2388
<b>Comspec (NT) P/L</b>	Codan, Barrett www.comspec.com.au / sales@comspec.com.au	Alice Springs NT 08 8953 1903
<b>Combined Comms Solutions</b>	Barrett www.combinedcom.com.au / info@combinedcom.com.au	Darwin NT 08 8941 0644
<b>ITS Communications</b>	Codan, also servicing most brands of HF radios info @itscomm.com.au	Winnellie NT 08 8984 4855
<b>Multi Voltage Maintenance</b>	Codan, Barrett, Scout All HF radios catered for, older units channelized (Andrew Sutherland)	Yeppoon Qld. 0418 814 978
<b>hfradiosales.com On-Line Store</b>	Codan, Barrett Sales Service (incl. Qmac) and spare parts. www.hfradio.com.au / email: sales@hfradio.com.au	Brisbane Qld. 0408 345 208
<b>Mobile Communications</b>	Codan, Icom www.mobilecomms.com.au	Brisbane Qld. 07 3373 2345
<b>RF Technologies</b>	Servicing most brands of HF radios www.rftech.com.au / maxr@rftech.com.au	Brisbane Qld. 07 3279 7177
<b>Kyle Communications</b>	Codan, Barrett, Icom www.kyle.com.au / kylecomms@specsafe.com.au	Burpengary Qld. 07 3888 7899
<b>Miles Electronics</b>	Codan, Barrett www.mileselectronics.com.au / john@mileselect.com.au	Cairns Qld. 07 4035 1133
<b>Reids Radiodata</b>	Codan reidsradiodata@bigpond.com	Cowra NSW 02 6341 1544

# AUSTRAVEL SAFETY NET Inc.

## HF Radio Allied Traders List

Connecting Austravel Members To HF Radio Sales / Service Providers'



<b>Aust. Professional Electronics &amp; Repairs</b>	Repairs for a wide range of electronic equipment including HF radios Email: <a href="mailto:info@apear.com.au">info@apear.com.au</a>	Redlynch (Cairns) 0408 764 540
<b>Linemaster Marine Electronics</b>	Barrett <a href="http://www.linemaster.com.au">www.linemaster.com.au</a> / <a href="mailto:sales@linemaster.com.au">sales@linemaster.com.au</a>	Maroochydore Qld. 07 5479 6851
<b>TCQ Communications</b>	Codan, Barrett <a href="mailto:accounts@tcq.net.au">accounts@tcq.net.au</a>	Mount Isa Qld. 07 4743 4388
<b>Capricorn Communications</b>	Codan, Icom <a href="http://www.capcom.com.au">www.capcom.com.au</a> / <a href="mailto:sales@capcom.com.au">sales@capcom.com.au</a>	Nth. Rockhampton Qld. 07 4926 1172
<b>Beaneys Communications</b>	Barrett, Icom <a href="http://www.beaneys.com.au">www.beaneys.com.au</a>	Rockhampton 07 4927 5049
<b>Advance Communications</b>	Codan, & Barrett ( <a href="http://www.advancecomms.com.au">www.advancecomms.com.au</a> ) E: <a href="mailto:peter.wrensted@advancecomms.com.au">peter.wrensted@advancecomms.com.au</a> (mobile 0418 987 356)	Roma 07 4592 1111
<b>Navcom Electronics P/L</b>	Barrett <a href="mailto:navcomadmin@bigpond.com">navcomadmin@bigpond.com</a>	Townsville Qld. 07 4771 2422
<b>Norcomm P/L</b>	Codan, + servicing of most brands of HF radios <a href="http://www.norcomm.com.au">www.norcomm.com.au</a> / <a href="mailto:sales@norcomm.com.au">sales@norcomm.com.au</a>	Townsville Qld. 0408 722 833
<b>Digital Radio Solutions</b>	Codan, with service to most makes of HF <a href="http://www.marktek.com.au">www.marktek.com.au</a> / <a href="mailto:contact@marktek.com.au">contact@marktek.com.au</a>	Adelaide S.A. 0418 845 518
<b>Electric Bug</b>	Codan, Icom, Barrett <a href="http://www.electricbug.com.au">www.electricbug.com.au</a> / <a href="mailto:sales@electricbug.com.au">sales@electricbug.com.au</a>	Adelaide S.A. 08 8346 9234
<b>International Comms. Systems</b>	Codan, Barrett, Icom, Wagner, Hawk <a href="http://www.intcomsys.com.au">www.intcomsys.com.au</a> / <a href="mailto:intcomm@intermode.on.net">intcomm@intermode.on.net</a>	Port Adelaide S.A. 08 8447 3688
<b>Northern Communications</b>	Service of all brands of HF radios <a href="mailto:phil.48@bigpond.com">phil.48@bigpond.com</a>	Gawler S.A. 08 8522 6081
<b>HF Radio Solutions</b>	Codan & Codan Auto Tune Repair <a href="http://www.hfradiosolutions.com.au">www.hfradiosolutions.com.au</a> / <a href="mailto:ivan@hfradiosolutions.com.au">ivan@hfradiosolutions.com.au</a>	Renmark S.A. 0428 882 719
<b>Weeks Radio Communications</b>	Codan <a href="mailto:sales@weeksradio.com">sales@weeksradio.com</a>	Alexandra Vic. 03 5772 1292
<b>Bairnsdale Communications</b>	Codan, Icom <a href="mailto:sales@bcomms.com.au">sales@bcomms.com.au</a>	Bairnsdale Vic. 03 5152 4622
<b>Lara Electronics</b>	Codan & Codan Auto Tune Repair <a href="http://www.laraelectronics.com.au">www.laraelectronics.com.au</a> / <a href="mailto:sales@laraelectronics.com.au">sales@laraelectronics.com.au</a>	Geelong Vic. 0418 599 355
<b>Bushcomm Online Store</b>	Buschcomm Antennas, Multi Tap Antennas, 2nd. Hand HF <a href="http://www.bushcomm-online.com">www.bushcomm-online.com</a> / <a href="mailto:sales@bushcomm-online.com">sales@bushcomm-online.com</a>	Melbourne Vic. 03 9017 6777
<b>Angus Communications</b>	Codan, Barrett <a href="mailto:hofmann126.ph@gmail.com">hofmann126.ph@gmail.com</a>	Shepparton Vic. 03 5821 9155



# AUSTRAVEL SAFETY NET Inc.

## HF Radio Allied Traders List

Connecting Austravel Members To HF Radio Sales / Service Providers'



<b>South Eastern Communications</b>	Sales & service of most brands of HF radios. www.secomms.com.au	Rosebud Vic. 0434 720 006
<b>AA Radio Services</b>	Codan, Icom, + service of most brands of HF radios. www.aaradio.com.au / sales@aaradio.com.au	Vermont Vic. 03 9264 8333
<b>Earth 2 Ocean Communications</b>	Barrett, Codan, Icom sales and service www.earth2ocean.com.au / sales@earth2ocean.com.au	Bunbury W.A. 08 9721 1730
<b>Esperance Communications</b>	Barrett, Icom + servicing of most brands of HF radios www.esperancecomms.com.au / service@esperancecomms.com.au	Esperance W.A. 08 9071 3344
<b>Gencomm</b>	Specialist Barrett repairs and service Email: john@gencomm.com.au	Claremont WA 0409 376 006
<b>Allcom Communications</b>	Codan, Icom. GME, Motorola, & Tait, - all brands repaired/serviced www.allcom.com.au / allcom@allcom.com.au	Perth W.A. 08 9479 4997
<b>Barrett Communications</b>	Barrett www.barrettcommunications.com.au /	Perth W.A. 08 9434 1700
<b>Mobile Masters</b>	Barrett (sales no service) www.mobilemasters.com.au / mail@mobilemasters.com.au	Perth W.A. 08 9492 1777
<b>Transair Two Way Radio</b>	Codan, Icom www.transair.com.au / transair@transair.com.au	Perth W.A. 08 9209 2225
<b>RF Waves Australia</b>	Codan, GME, Motorola HF VHF Repair & Service www.rfwaves.com.au / email: cpg@rfwaves.com.au	Hammersley W.A. 0406 288 952 08 93427161
<b>Netwest</b>	Repairs & Service for a wide range of electronic equipment including HF Radios www.netwest.com.au / email: netwest@netwest.com.au	Perth, W.A. (08) 9225 5522

**Austravel Safety Net Inc. Members please note.....**The purpose of this list of "Allied Traders" is to offer a ready reference which may provide you with a source of sales and/ or service assistance when travelling away or near your home location.

Please provide feed back to the "Channel Chatter" newsletter editor if you find any information contained misleading or incorrect.

**Allied Traders...**please review your listing and advise the "Channel Chatter" newsletter editor of any listing detail that is incorrect or requires review. Additionally, if you wish to be removed from our Allied Trader e-mail contact list, please advise.  
(editor contact details contained on page one)



## How to Contact Me

Three simple methods to contact a travelling Austravel member who has a HF radio switched on.

Leave your name and selcall number for your friends	Selcall

There are three (3) methods of message delivery available to any Austravel member travelling in rural and remote areas, or mariner members sailing in coastal waters: -

### 1. Voice Mail

- Family and friends can dial Austravels' 24/7 office number - 07 2101 3457 and leave a voice mail message for the Austravel member to be passed on via selcall contact, or morning and afternoon scheduled net.
- Ensure the message contains the name and selcall number of the targeted travelling member. Please write it in the box above.

### 2. Call a specialist Austravel member for assistance.

- Family and friends can call one of the listed Austravel members (in the list below) and detail their needs person-to-person. The specialist Austravel member will attempt to contact and pass on your message as requested.

Selcall	Location	Name	Phone
0951	QLD	Geoff Peck	0403 309 020
1750	QLD	Bob Carne	0407 936 289
9618	QLD	Ken Fischer	0439 749 449
7880	WA	Kim Rhodes	0427 983 329
6355	WA	Colin Ingham	0417 097 043

### 3. Out-n-About MAILBOX

- Alternatively, family and friends can run the Out-n-About app on their mobile phones or tablets and send messages to your radio as well as monitor your travel's. However, Out-n-About MAILBOX direct messages are not infallible so if it is very urgent it's advisable to "double up" on message delivery by initially contacting us via method 1 or 2 (or both if you wish)

**Travelling members - to make the contact with you as above possible, please note!**

For members travelling with a radio GPS installed; like Hansel & Gretel, leave an electronic breadcrumb trail by frequently logging your GPS position and/or log in via the morning and afternoon sked. For members travelling without a radio GPS installed, log your position daily via either the morning or afternoon sked (or both)

This will provide H.E.L.P. (4357) operators with key information from which to assist in track and trace scenarios.

For selcall contact from a base - leave your radio on and scanning, particularly while driving!